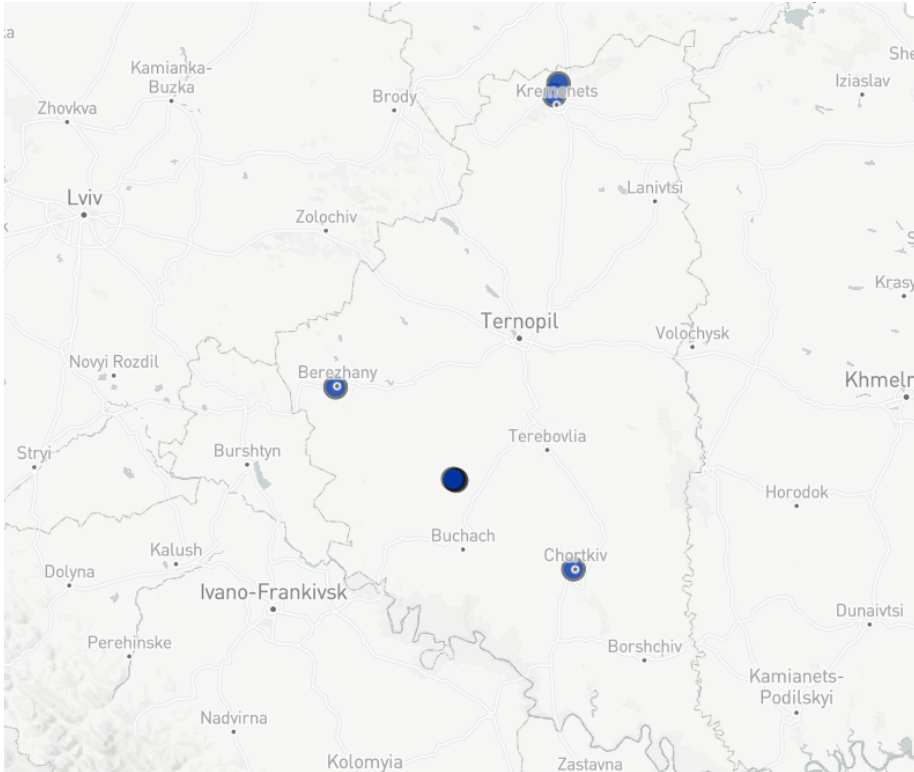


TERNOPILSKA OBLAST COLLECTIVE CENTRE ASSESSMENT

Summary of IOM's CCCM Collective Centre Assessment | Q1, 2024

CLASSIFICATION: Unrestricted

ASSESSED COLLECTIVE CENTRES ACROSS TERNOPILSKA OBLAST



BACKGROUND

In March 2024, IOM CCCM teams, in collaboration with oblast authorities and local civil society organizations, conducted CCCM Collective Centre assessment across Ternopilska oblast. Data was collected at the site-level at the request of the relevant oblast administration(s) and implemented through key-informant interviews with site managers as well by conducting observational assessments. All figures and narrative in this fact-sheet cover collective centres which are hosting (or are capable of hosting) 30 persons. Findings are indicative of the situation in the sites at the time of data collection. This report provides an overview in the following thematic areas: demographics, vulnerabilities, site management, site environment, health, water, sanitation and hygiene (WASH), food provision, and most urgent needs.

OVERVIEW

In total, 7 sites were assessed, of which 7 were hosting IDPs at the time of assessment, with 0 centres empty but ready to host. There were 158 IDPs hosted within these sites, meaning that each site, on average, hosts 23 IDPs. Sites had a collective total hosting capacity of 459 IDPs. All sites across the oblast were dormitories. Overall the highest reported priority need was found to be cash assistance, which was reported in 43% of sites, followed by upgrades and repairs to structural site elements (e.g. walls, rooms, windows), NFIs for facilities (e.g. beds, mattresses), large kitchen appliances and food services (all reported in 14% of sites).

KEY FIGURES



7
collective centres (sites) assessed across Ternopilska oblast



158
IDPs hosted in collective centres (sites)



459
total hosting capacity



100%
of sites are dormitories



86%
of sites report that IDPs intend to stay until further notice



86%
of sites report the presence of persons with disabilities



57%
of sites are managed by religious organizations



43%
of sites report presence of unaccompanied elderly persons



29%
of sites report difficulties in accessing medicine



43%
of sites report presence of persons with chronic diseases



43%
of sites reported cash assistance as their highest priority need

DEMOGRAPHICS



Out of a total of 158 IDPs currently hosted across the sites in Ternopilska oblast, 63% are female and 37% are male; 33% are minors (under the age of 18), 39% are adults (aged between 18 and 59), and 28% are elderly (over the age of 59).

VULNERABILITIES



A total of 22 IDPs (14% of total IDPs) across 6 sites (86% of IDP-hosting sites) were reported to be persons with disabilities. Critically, 29% of sites are not fully disability accessible, making this group of individuals even more vulnerable. Unaccompanied elderly persons were also reported across 43% of sites, persons with chronic diseases in 43% of sites, and pregnant or lactating females in 29% of sites.

SITE MANAGEMENT



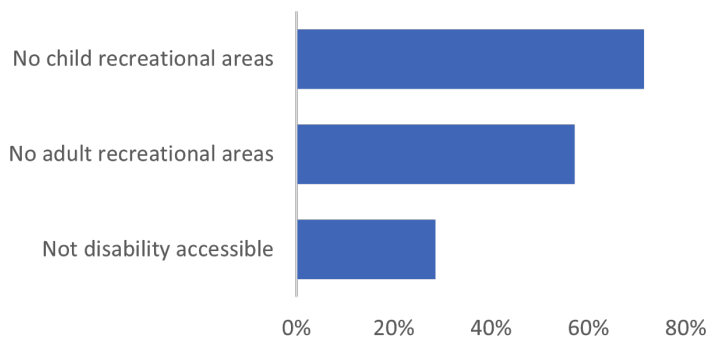
57% of sites are managed by religious organizations, 43% by the government, and 0% by other actors. 57% of sites report staff presence 24 hours of the day, 43% report presence in the daytimes only, and no sites report periodic visits. IDP registration upon arrival is reported in 100% of sites, and an allocation plan for vulnerable groups exists in 43% of sites. In 14% of sites, IDPs are reportedly being charged money to stay.

SITE ENVIRONMENT



In 71% of sites, the site manager reports that they expect the site to remain open for more than six months, none report that they expect the site to close within 6 months, and 29% are unsure. 29% of sites report the availability of space to expand. The below chart presents gaps in site provision of key items and services. 71% of sites do not have the availability of child recreational areas, 57% do not have adult recreational areas, and 29% are not fully disability accessible.

Lack of essential items or services (% of sites)



HEALTH



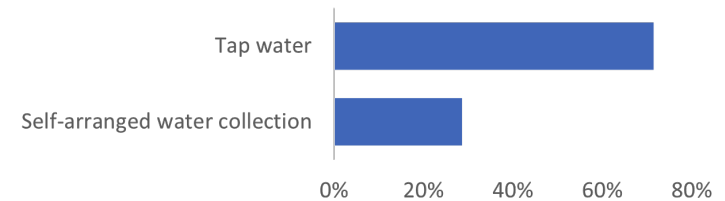
Problems with accessing medicines were reported in 29% of sites, while 14% of sites report the absence of an on-site or regularly visiting health worker.

WASH



On average, there are 10 toilets and 6 showers per site for the IDP population. Toilets and showers are not gender-segregated in 43% of sites, nor are they disability accessible in 71% of sites. On average, there are 4 functional washing machines per site. All sites are connected to the central sewage system. Across all sites, the primary way by which IDPs accessed drinking water was by tap water, as reported in 71% of IDP-hosting sites. The chart below presents a full breakdown of the various methods by which IDPs access water.

Methods by which IDPs access drinking water (% of sites)




FOOD PROVISION



The most frequently reported way by which IDPs have access to food in sites was found to be via site provision (57%), followed by people purchasing and cooking their own food (43%), and NGO provision (14%). All sites reported that there was a kitchen space available for IDPs to prepare food; however, 14% of sites reported that there was no available communal space for IDPs to eat food.

Ways by which IDPs access food (% of sites)



MOST URGENT NEEDS



The most urgent needs in sites across Ternopilska oblast, as identified by site managers, are displayed in the table below. Cash assistance were found to be the highest priority need, as reported by 43% of sites, followed by upgrades and repairs to structural site elements (e.g. walls, rooms, windows), NFIs for facilities (e.g. beds, mattresses), large kitchen appliances and food services (all 14%).

Table 1: Highest priority need (% of sites)

1. Cash assistance	43%
2. Upgrades and repairs to structural site elements (e.g. walls, rooms, windows)	14%
3. NFIs for facilities (e.g. beds, mattresses)	14%
4. Large kitchen appliances (e.g. fridges, stoves)	14%
5. Food services	14%