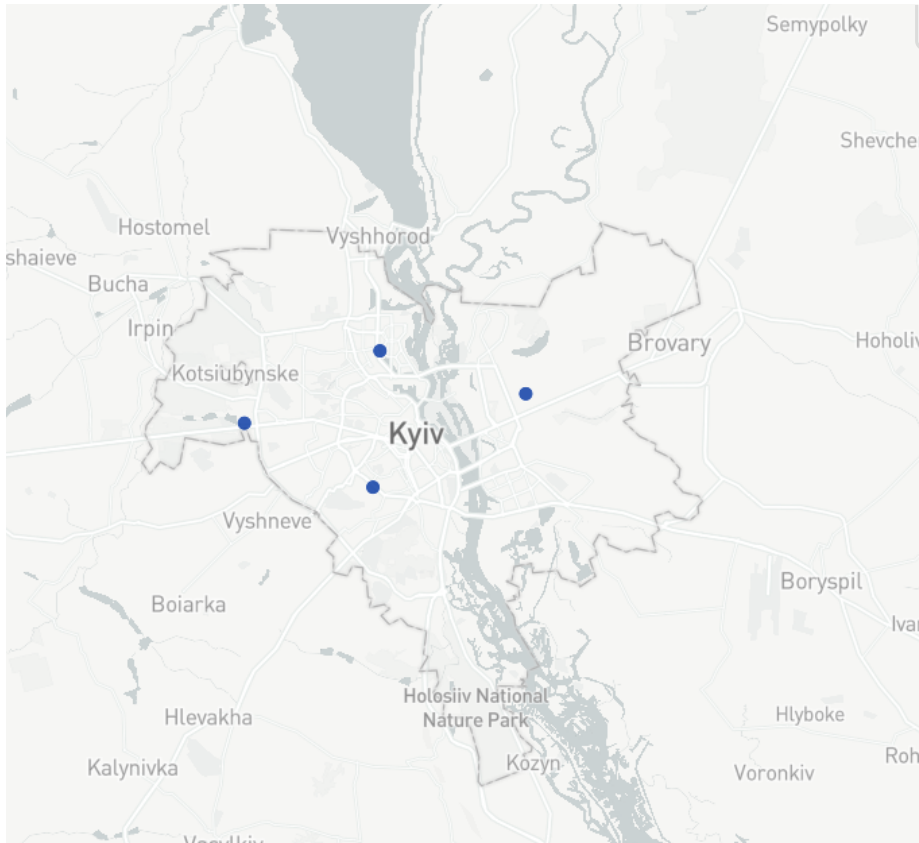


KYIV CITY COLLECTIVE CENTRE ASSESSMENT

Summary of IOM's CCCM Collective Centre Assessment | Q1, 2024

CLASSIFICATION: Unrestricted

ASSESSED COLLECTIVE CENTRES ACROSS KYIV CITY



BACKGROUND

In March 2024, IOM CCCM teams, in collaboration with oblast authorities and local civil society organizations, conducted CCCM Collective Centre assessment across Kyiv city. Data was collected at the site-level at the request of the relevant oblast administration(s) and implemented through key-informant interviews with site managers as well by conducting observational assessments. All figures and narrative in this fact-sheet cover collective centres which are hosting (or are capable of hosting) 30 persons. Findings are indicative of the situation in the sites at the time of data collection. This report provides an overview in the following thematic areas: demographics, vulnerabilities, site management, site environment, health, water, sanitation and hygiene (WASH), food provision, and most urgent needs.

OVERVIEW

In total, 4 sites were assessed, of which 4 were hosting IDPs at the time of assessment, with 0 centres empty but ready to host. There were 607 IDPs hosted within these sites, meaning that each site, on average, hosts 152 IDPs. Sites had a collective total hosting capacity of 715 IDPs. The most common types of site were dormitories (75%), followed by rehabilitation facilities (25%). Overall the highest reported priority need was found to be toilet upgrades & repairs, hygiene kits, cleaning supplies and food services, all of which were reported in 25% of sites.

KEY FIGURES



4
collective centres (sites) assessed across Kyiv city



607
IDPs hosted in collective centres (sites)



715
total hosting capacity



75%
of sites are dormitories



100%
of sites report that IDPs intend to stay until further notice



100%
of sites report the presence of persons with disabilities



75%
of sites are managed by the government



75%
of sites report presence of persons with chronic diseases



50%
of sites do not have a health worker present or regularly visiting



25%
of sites reported hygiene kits as their highest priority need



25%
of sites reported toilet upgrades & repairs as their highest priority need

DEMOGRAPHICS



Out of a total of 607 IDPs currently hosted across the sites in Kyiv city, 64% are female and 36% are male; 27% are minors (under the age of 18), 36% are adults (aged between 18 and 59), and 37% are elderly (over the age of 59).

VULNERABILITIES



A total of 51 IDPs (8% of total IDPs) across 4 sites (100% of IDP-hosting sites) were reported to be persons with disabilities. Critically, 75% of sites are not fully disability accessible, making this group of individuals even more vulnerable. Persons with chronic diseases were also reported across 75% of sites, pregnant or lactating females in 50% of sites, and unaccompanied elderly persons in 50% of sites.

SITE MANAGEMENT



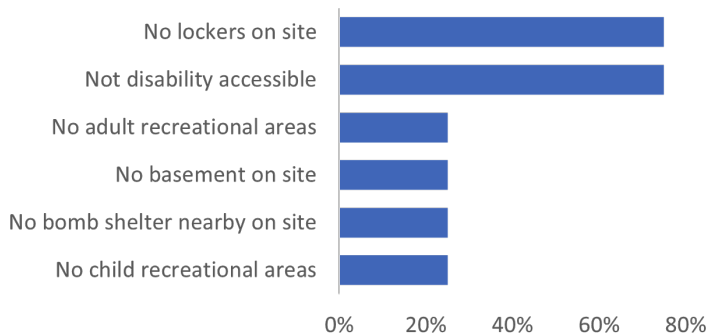
75% of sites are managed by the government and 25% by local NGOs. 75% of sites report staff presence 24 hours of the day, 25% report presence in the daytimes only, and none report periodic visits. IDP registration upon arrival is reported in 100% of sites, and an allocation plan for vulnerable groups exists in 25% of sites. In 50% of sites, IDPs are reportedly being charged money to stay.

SITE ENVIRONMENT



In all sites, the site manager reports that they expect the site to remain open for more than six months, while no sites report the availability of space to expand. The below chart presents gaps in site provision of key items and services. Critically, 75% of sites are not accessible for persons with disabilities, 25% of sites do not have a bomb shelter on-site or nearby, nor a basement. Other gaps include lack of child and adult recreational areas (25% of sites).

Lack of essential items or services (% of sites)



HEALTH



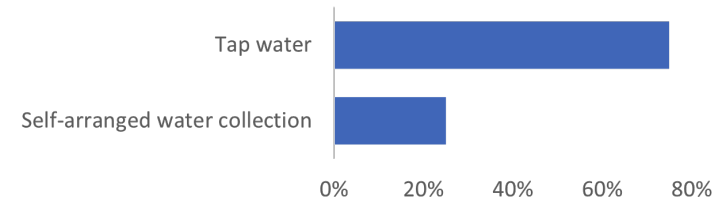
Problems with accessing medicines were reported in 25% of sites, while 50% of sites report the absence of an on-site or regularly visiting health worker.

WASH



On average, there are 42 toilets and 31 showers per site for the IDP population. Toilets and showers are not gender-segregated in 75% and 50% of sites, respectively; nor are they disability accessible in 75% of sites. On average, there are 7 functional washing machines per site. All sites are connected to the central sewage system. The primary way by which IDPs accessed drinking water was by tap water, as reported in 75% of IDP-hosting sites. The chart below presents a full breakdown of the various methods by which IDPs access water.

Methods by which IDPs access drinking water (% of sites)

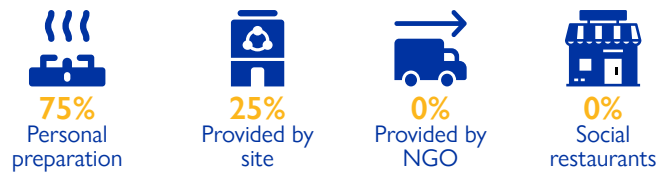


FOOD PROVISION



The most frequently reported way by which IDPs have access to food in sites was found to be via people purchasing and cooking their own food (75%), followed by site provision (25%). All sites reported that there was availability of kitchen space for IDPs to prepare food, as well as communal space to eat meals together.

Ways by which IDPs access food (% of sites)



MOST URGENT NEEDS



The most urgent needs in sites across Kyiv city, as identified by site managers, are displayed in the table below. The most frequently reported highest priority needs were found to be toilet upgrades and repairs, hygiene kits and items, cleaning supplies, and food services (all reported as the highest priority need in 25% of sites).

Table 1: Highest priority need (% of sites)

1. Toilet upgrades & repairs	25%
2. Hygiene kits and items	25%
3. Cleaning supplies	25%
4. Food services	25%