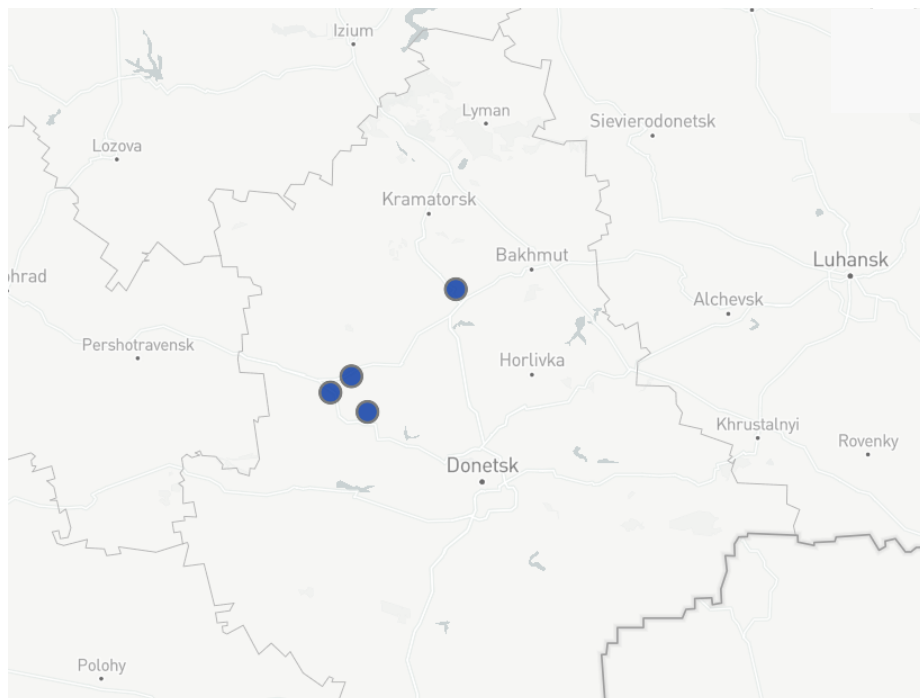


# DONETSKA OBLAST COLLECTIVE CENTRE ASSESSMENT

Summary of IOM's CCCM Collective Centre Assessment | Q1, 2024

CLASSIFICATION: Unrestricted

## ASSESSED COLLECTIVE CENTRES ACROSS DONETSKA OBLAST



## BACKGROUND

In March 2024, IOM CCCM teams, in collaboration with oblast authorities and local civil society organizations, conducted CCCM Collective Centre assessment across Donetsk oblast. Data was collected at the site-level at the request of the relevant oblast administration(s) and implemented through key-informant interviews with site managers as well by conducting observational assessments. All figures and narrative in this fact-sheet cover collective centres which are hosting (or are capable of hosting) 30 persons. Findings are indicative of the situation in the sites at the time of data collection. This report provides an overview in the following thematic areas: demographics, vulnerabilities, site management, site environment, health, water, sanitation and hygiene (WASH), food provision, and most urgent needs.

## OVERVIEW

In total, 4 sites were assessed, of which 4 were hosting IDPs at the time of assessment, with 0 centres empty but ready to host. There were 177 IDPs hosted within these sites, meaning that each site, on average, hosts 44 IDPs. Sites had a collective total hosting capacity of 788 IDPs. Two of the assessed sites were dormitories and two were school buildings. Overall the highest reported priority need was found to be cleaning supplies, which was reported in two sites, followed by upgrades and repairs to structural site elements and washing machines or dryers (reported in each of the other sites).

## KEY FIGURES

 **4**  
collective centres (sites) assessed across Donetsk oblast

 **177**  
IDPs hosted in collective centres (sites)

 **788**  
total hosting capacity

 **50%**  
of sites are dormitories

 **50%**  
of sites report that IDPs intend to stay until further notice

 **100%**  
of sites report the presence of persons with disabilities

 **100%**  
of sites are managed by the government

 **100%**  
of sites report presence of unaccompanied elderly persons

 **75%**  
of sites report difficulties in accessing medicine

 **50%**  
of sites reported cleaning supplies as their highest priority need

## DEMOGRAPHICS



Out of a total of 177 IDPs currently hosted across the sites in Donetsk oblast, 65% are female and 35% are male; 2% are minors (under the age of 18), 24% are adults (aged between 18 and 59), and 74% are elderly (over the age of 59).

## VULNERABILITIES



A total of 17 IDPs (10% of total IDPs) across 4 sites (100% of IDP-hosting sites) were reported to be persons with disabilities. Critically, 100% of sites are not fully disability accessible, making this group of individuals even more vulnerable. Unaccompanied elderly persons were also reported across 100% of sites, persons with chronic diseases in 100% of sites, and pregnant or lactating females in 25% of sites.

## SITE MANAGEMENT



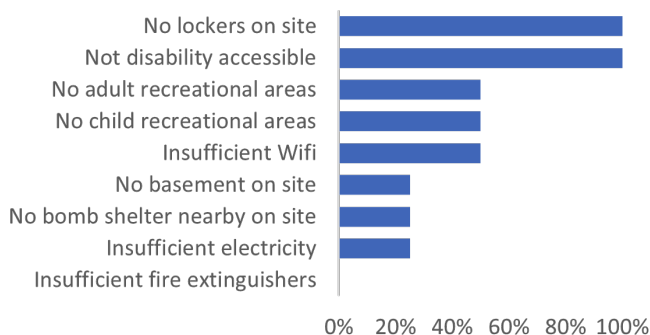
All sites across Donetsk oblast are managed by the government. 75% of sites report staff presence 24 hours of the day, and 25% report periodic visits. IDP registration upon arrival is reported in 100% of sites, and an allocation plan for vulnerable groups exists in 50% of sites. In 25% of sites, IDPs are reportedly being charged money to stay, all of which are dormitories.

## SITE ENVIRONMENT



In all sites, the site manager reports that they expect the site to remain open for more than six months. One of the four sites report that there is availability of space to expand in order to host more IDPs, if required. The below chart presents gaps in site provision of key items and services. Critically, 100% of sites are not accessible for persons with disabilities, 50% of sites have insufficient Wifi, 25% of sites do not have a bomb shelter on-site or nearby, and 25% of sites have insufficient electrical capacity. Moreover, all sites report that there are no lockers available, and half of the sites report a lack of child and adult recreational areas.

### Lack of essential items or services (% of sites)



## HEALTH



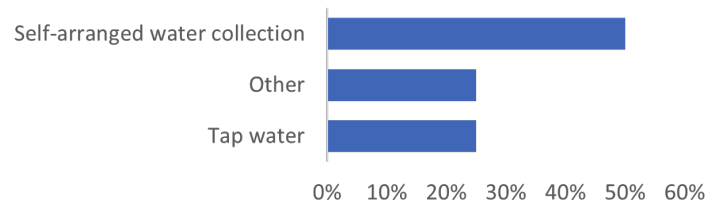
Problems with accessing medicines were reported in 25% of sites, while 75% of sites report the absence of an on-site or regularly visiting health worker.

## WASH



On average, there are 8 toilets and 6 showers per site for the IDP population. Toilets and showers are not gender-segregated in 50% of sites, nor are they disability accessible in any sites. On average, there are 2 functional washing machines per site. All sites are connected to the central sewage system. Across all sites, the primary way by which IDPs accessed drinking water was by self-arranged water collection, as reported in 50% of IDP-hosting sites. The chart below presents a full breakdown of the various methods by which IDPs access water.

### Methods by which IDPs access drinking water (% of sites)




## FOOD PROVISION



The most frequently reported way by which IDPs have access to food in sites was found to be via people purchasing and cooking their own food (75%), followed by site provision (50%), and donations from restaurants (social restaurants) (25%). All sites reported the availability of kitchen space for IDPs to prepare food, as well as communal space for IDPs to eat food.

### Ways by which IDPs access food (% of sites)



## MOST URGENT NEEDS



The most urgent needs in sites across Donetsk oblast, as identified by site managers, are displayed in the table below. Cleaning supplies were found to be the highest priority need, as reported by 50% of sites, followed by upgrades and repairs to structural site elements (e.g. walls, rooms, windows) (25%), and washing machines or dryers (25%).

Table 1: Highest priority need (% of sites)

1. Cleaning supplies	50%
2. Upgrades and repairs to structural site elements (e.g. walls, rooms, windows)	25%
3. Washing machines or dryers	25%