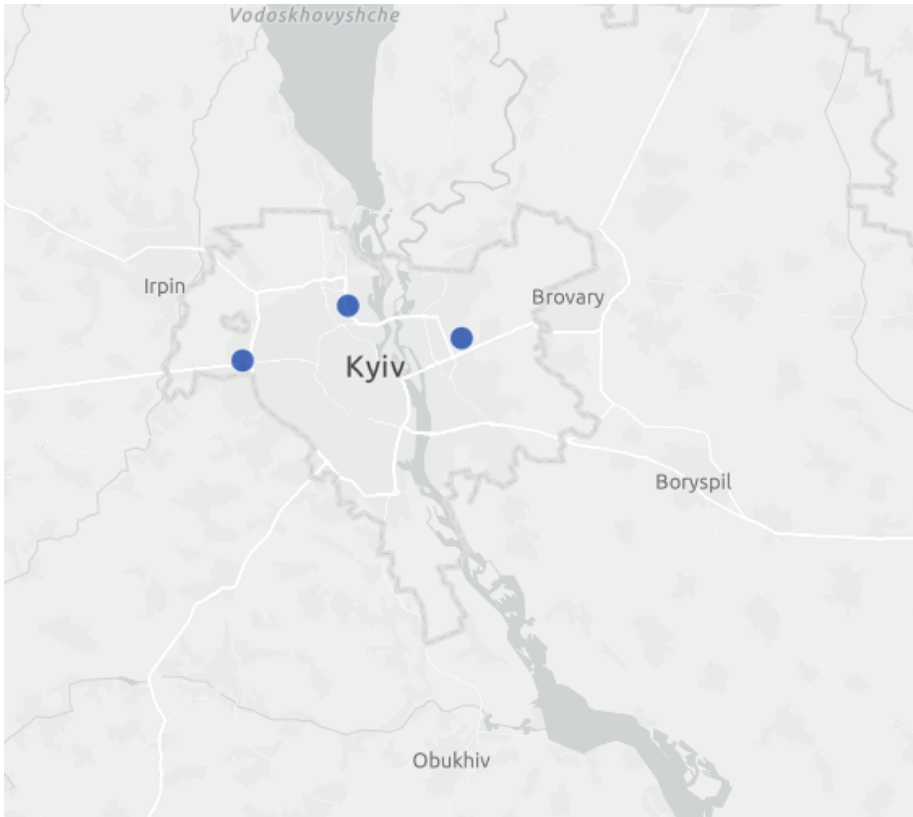


KYIV CITY COLLECTIVE CENTRE ASSESSMENT

Summary of IOM's CCCM Collective Centre Assessment | Q4, 2023

CLASSIFICATION: Unrestricted

ASSESSED COLLECTIVE CENTRES IN KYIV CITY



BACKGROUND

In November and December 2023, IOM CCCM teams, in collaboration with Oblast authorities and local civil society organizations, conducted CCCM Collective Centre assessment across Kyiv City. Data was collected at the site-level at the request of the relevant Oblast administration(s) and implemented through key-informant interviews with site managers as well by conducting observational assessments. All figures and narrative in this fact-sheet cover collective centres which are hosting (and are capable of hosting) 30 persons. Findings are indicative of the situation in the sites at the time of data collection. This report provides an overview in the following thematic areas: demographics, vulnerabilities, site management, site environment, health, water, sanitation and hygiene (WASH), food provision, and most urgent needs.

OVERVIEW

In total, 3 sites were assessed, of which 3 were hosting IDPs at the time of assessment, with 0 centres empty but ready to host. There were 477 IDPs hosted within these sites, meaning that each site, on average, hosts 159 IDPs. Sites had a collective total hosting capacity of 490 IDPs. The most common types of site were dormitories (67%), followed by rehabilitation centres (33%). Overall the highest reported priority need was found to be electrical upgrades, which was reported in 33% of sites.

KEY FIGURES

 **3**
collective centres (sites) assessed across Kyiv

 **477**
IDPs hosted in collective centres (sites)

 **490**
total hosting capacity

 **67%**
of sites are dormitories

 **100%**
of sites report that IDPs do not have plans to transit to other locations

 **100%**
of sites report the presence of persons with disabilities

 **100%**
of sites are managed by the government

 **100%**
of sites report presence of persons with chronic diseases

 **33%**
of sites report electrical upgrades as their highest priority need

DEMOGRAPHICS



Out of a total of 477 IDPs currently hosted across the sites in Kyiv City, 65% are female and 35% are male; 18% are minors (under the age of 18), 38% are adults (aged between 18 and 59), and 44% are elderly (over the age of 59).

VULNERABILITIES



A total of 69 IDPs (14% of total IDPs) across 3 sites (100% of IDP-hosting sites) were reported to be persons with disabilities. Critically, 67% of sites are not fully disability accessible, making this group of individuals even more vulnerable. Persons with chronic diseases were also reported across 100% of sites, pregnant or lactating females in 33% of sites, and unaccompanied elderly persons in 33% of sites.

SITE MANAGEMENT



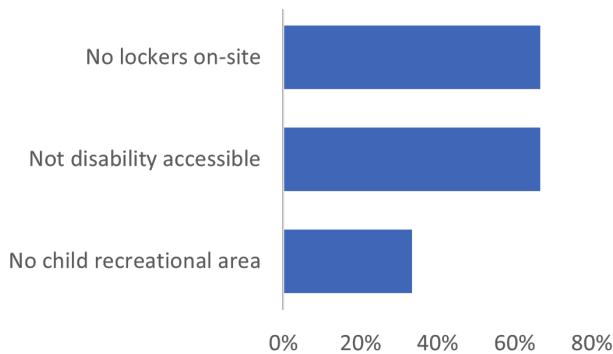
100% of sites are managed by the government. 67% of sites report staff presence 24 hours of the day, 33% report presence in the daytimes only, and 0% report periodic visits. IDP registration upon arrival is reported in 100% of sites, and an allocation plan for vulnerable groups exists in 33% of sites. In 67% of sites, IDPs are reportedly being charged money to stay.

SITE ENVIRONMENT



In 100% of sites, the site manager reports that they expect the site to remain open for more than six months, 0% report that they expect the site to close within 6 months, and 0% are unsure. There were very few gaps reported in the provision of essential items or services across sites. All sites reported sufficient Wifi, fire extinguishers and electrical capacity. The chart below provides a comprehensive overview of deficiencies in essential items and services.

Lack of essential items or services (% of sites)



HEALTH



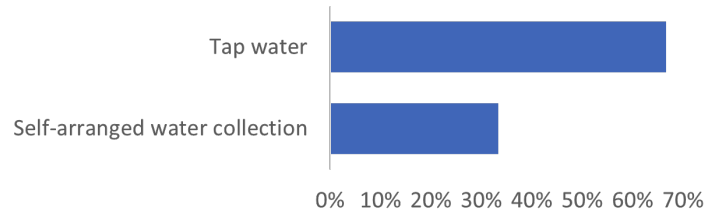
No issues pertaining to health were reported in sites across Kyiv city. Health workers were available to visit sites across all sites and no problems in accessing medicines were reported.

WASH



On average, there are 51 toilets and 37 showers per site for the IDP population. Toilets and showers are not gender-segregated 67% and 33% of sites, respectively; nor are they disability accessible in 67% and 67% of sites, respectively. On average, there are 8 functional washing machines per site. A critical 0% of sites are not connected to the central sewage system. Across all sites, the primary way by which IDPs accessed drinking water was by tap water, as reported in 67% of IDP-hosting sites. The below chart presents a more detailed breakdown of how IDPs access drinking water across sites.

Primary way by which IDPs access drinking water (% of sites)



FOOD PROVISION



The most frequently reported way by which IDPs have access to food in sites was found to be via purchasing and/or cooking their own food (67%), followed by food being provided on-site by the site (33%). All sites reported that there was both sufficient kitchen space available for IDPs to cook meals and sufficient communal space for IDPs to eat meals.

Ways by which IDPs access food (% of sites)



MOST URGENT NEEDS



The most urgent needs, as identified by site managers are displayed in the below table. Across collective centres in Kyiv city, electrical upgrades are the most urgent needs, as reported by 33% of IDP-hosting sites, followed by education (33%), and cash assistance (33%).

Table 1: Highest priority need (% of sites)

1. Electrical upgrades	33%
2. Education	33%
3. Cash assistance	33%