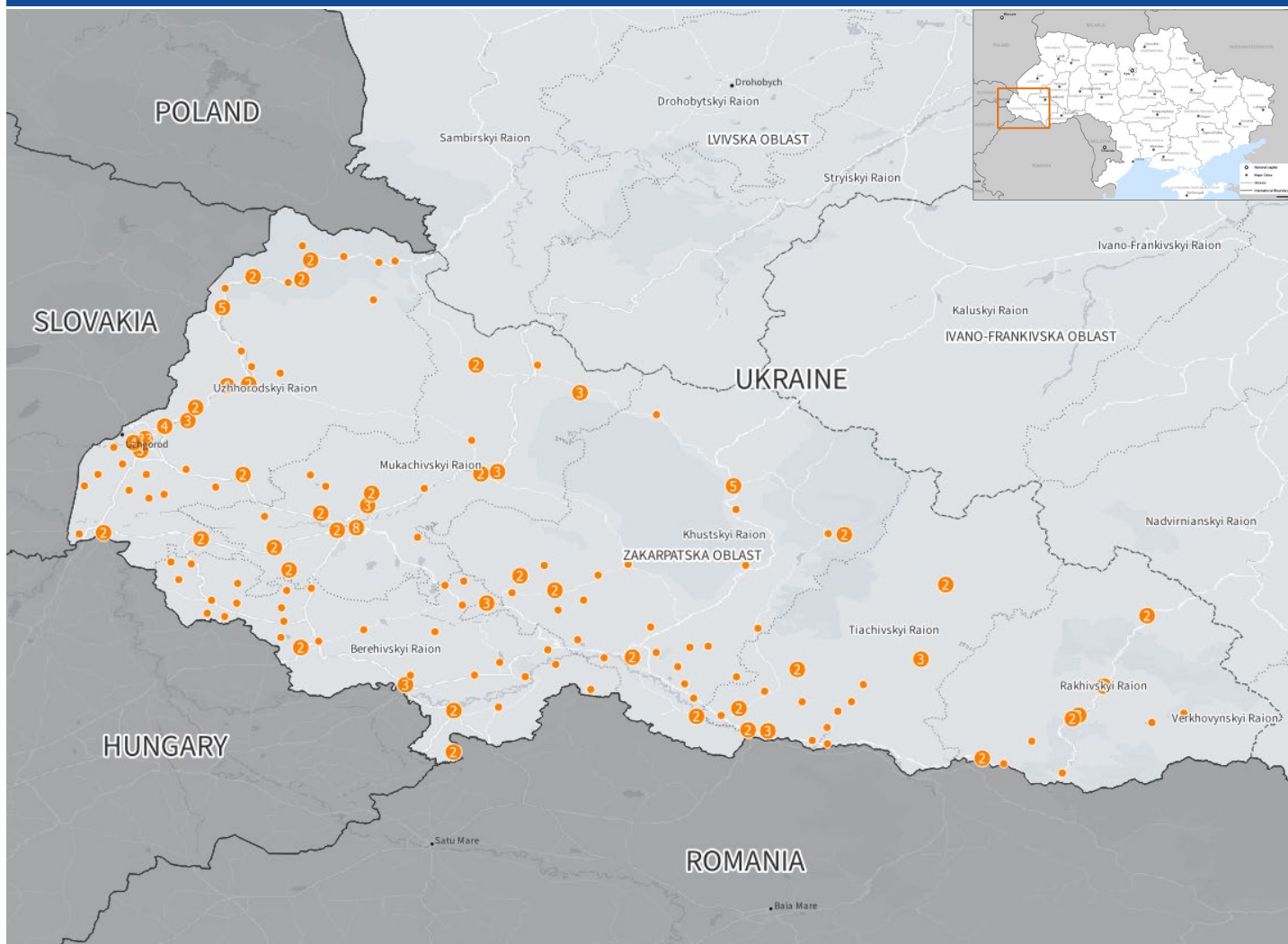


ZAKARPATSKA OBLAST COLLECTIVE CENTRE ASSESSMENT

Summary of RAPID CCCM Assessment - AS OF 22nd April 2022

ASSESSED COLLECTIVE CENTRES IN ZAKARPATSKA OBLAST



OVERVIEW

Between the 7-22 April 2022, IOM CCCM teams, working with Oblast authorities and local civil society organisations, scaled up operations to assess collective centres across all Raions in Zakarpatska Oblast. In total 240 collective centres have now been assessed, with a total population of 15,418. Data was collected at the site level at request of Zakarpatska Oblast administration, and implemented through trained enumerators from civil society organisations interviewing site managers/focal points as well as conducting observational surveys. All figures and narrative in this present factsheet are only indicative of the situation in assessed sites at the time of data collection.

COLLECTIVE CENTRE TYPES

A total of 235 sites were hosting IDPs at the time of assessment, with 5 centres empty but preparing to receive IDPs. 69% of collective centres assessed were schools, comprised 8,300 (54%) of the entire population. Dormitories were the second largest type, with 12% of buildings and 3,900 (25%) of the population. Government buildings, health facilities, gym/sports complexes and religious buildings were other types of buildings used as collective centres. The major places of origin of IDPs within the collective centres according to the site managers are Kyivska (36%), Kharkivska (23%), and Donetskka (20%).

KEY FIGURES



235 SITES ACTIVE
Total 240 sites assessed



hosting
15,418 individuals



71% of sites - majority of residents have no plan to transiting to other locations



Total hosting capacity:
22,350 individuals

MOST URGENT NEEDS

Site managers were asked for top three most urgent needs for the population in their centres. Below were the top 5 items listed weighted against population size at the time of the assessments:

| | |
|----|---|
| 1. | Kitchen Equipment (ovens, refrigerators) |
| 2. | WASH Repairs (showers, toilets) |
| 3. | Washing/drying Machines |
| 4. | Food support |
| 5. | Hygiene Items |

VULNERABILITIES



Single female headed households were present in 60% of the sites. Other vulnerable groups hosted in the sites assessed include:

- people living with chronic illnesses (50% of sites)
- people with disabilities (47% of sites)
- and unaccompanied elderly persons (41% of sites)

96% of active sites had the presence of at least one vulnerability category at time of the assessment.

SITE MANAGEMENT



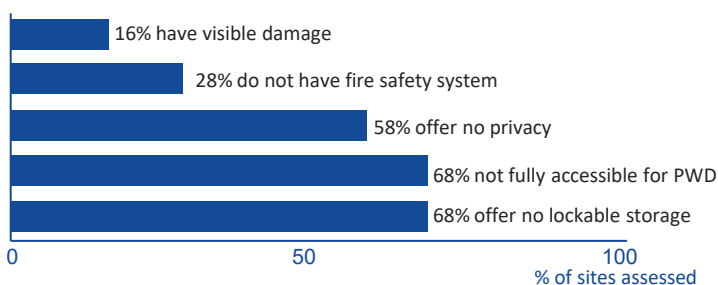
98% of sites were being managed, 91% of which were managed by the government and the rest through religious organisations, private entities, or local organisations. 70% of sites have staff present 24 hours a day, with 29% having staff there during day time only. 99% of sites have registration on arrival, however 43% of sites do not have an allocation plan in place for those with specific needs.

SITE ENVIRONMENT



68% of sites are not fully accessible for persons with mobility issues. 28% of sites have said they do not have a fire safety system in place and 36% of sites contain some form of hazard (fire, electrical, physical risks). 16% of sites have visible damage to the infrastructure

15% of sites are visibly overcrowded according to assessment teams' observations, with 58% of sites offering no privacy to IDP families. 68% of sites do not offer any lockable storage space for IDP belongings.



SHELTER AND NFI



Half (49%) of sites do not have enough mattresses and 56% do not have enough bedding and blankets. The most requested shelter/ NFI items are bed linens and blankets, bed frames and seasonal clothing.

HEALTH



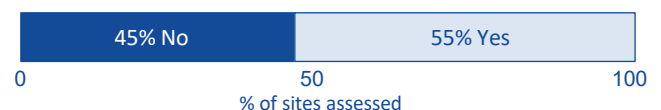
All sites have active health referral systems in place. 79% of active sites have a health worker visit on a daily basis. 75% of sites have basic medicines available on site, however, 61% of sites still require further medicines. Most of the medicines and conditions needing support on site were related to chronic illnesses such as diabetes or people with disabilities



WASH

Toilets are not separated by gender in 45% sites, and showers are not gender separated in 73%. 15% of sites exceed the standard of 20 persons per toilet. 17% of sites do not have any showers for the IDP population. In 91% of sites, the showers and toilets have not been modified for people with physical disabilities. 20% of sites have toilets that are not in good condition. Populations have access to basic hygiene items in 98% of the sites, however these are mainly loose items upon request. The most requested items are personal hygiene items (shampoo, soap), laundry detergent, and adult diapers.

Are the toilets at the centre separated by gender?



Most sites (91%) have capacity to provide menstrual hygiene management items and are providing these on request. However, 34% do not have hygiene items for people with disabilities such as bedpans or adult diapers. Tap water is the largest source of drinking water (64%), with other sources including bottled water (49%) and wells (16%). The most requested hygiene items are shampoo/ soap for personal washing, laundry powder, wet wipes, toilet paper and adult diapers.

FOOD PROVISION



The government provides food in 89% of the sites. Compared to the collective centres in Uzghorod, there are fewer alternative options for food in more rural-based centres, with the second largest answer being populations bringing their own food.

For more information on the assessment please contact
Veronica Costarelli at vcostarelli@iom.int

