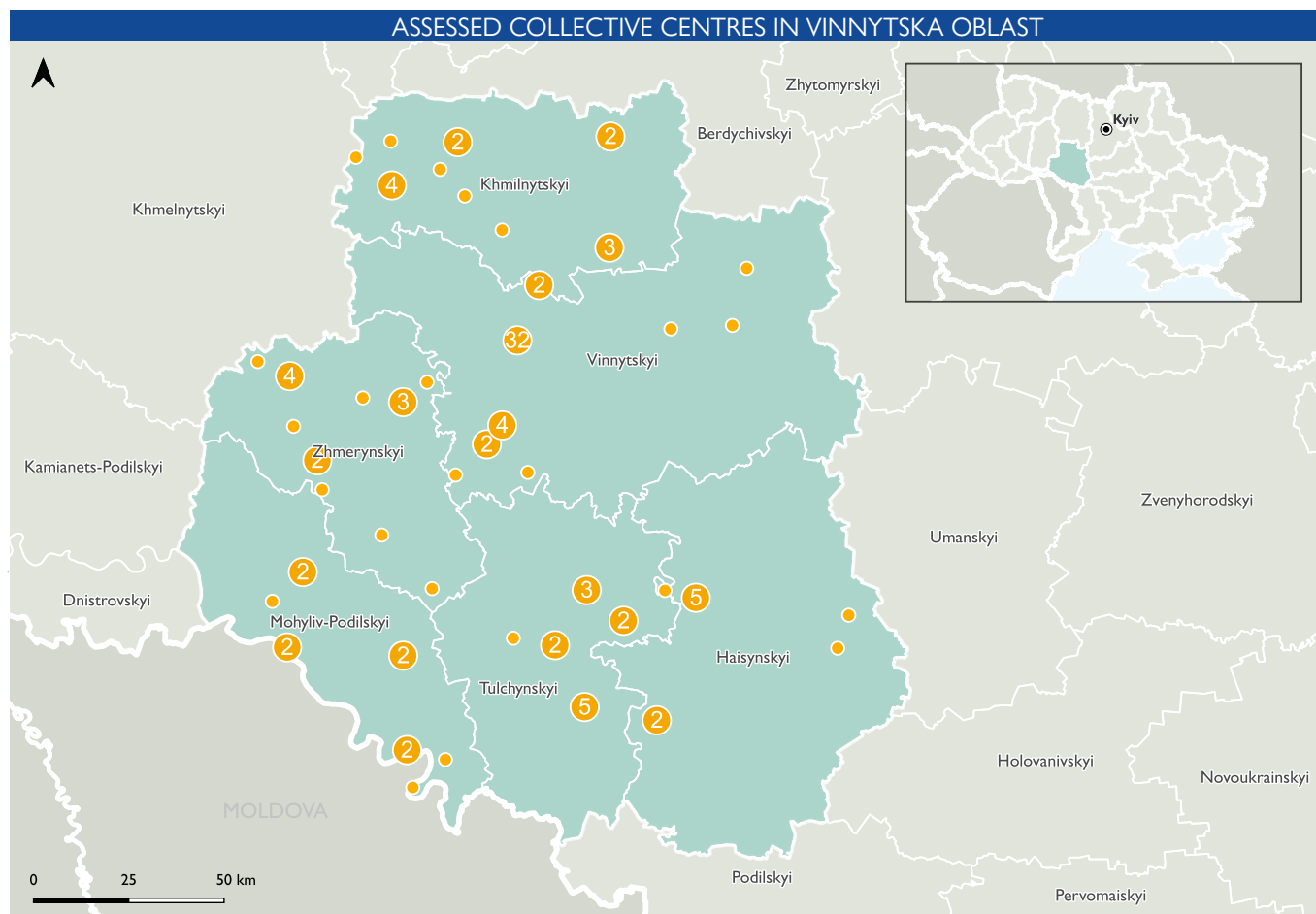


VINNYTSKA OBLAST COLLECTIVE CENTRE ASSESSMENT

Summary of IOM's CCCM Collective Centre Assessment, as of 28th September 2022



OVERVIEW

Between 16 June 2022 to 18 August 2022, IOM CCCM teams, in collaboration with Oblast authorities and local civil society organizations, conducted a CCCM Collective Centre assessment across all Vinnytska. Data was collected at the site-level at the request of the Vinnytska Oblast administrations and implemented through key-informant interviews with site managers/focal points as well as conducting observational assessments. All figures and narrative in this factsheet cover collective centres hosting 30 people or more and are indicative of the situation in the sites at the time of collection.

COLLECTIVE CENTRE TYPES

A total of 111 sites were hosting IDPs at the time of assessment, with 34 centres empty but ready to host. 45% of collective centres assessed were schools, 34% dormitories, with the remainder a mix of health facilities, hotels, gyms, and other. 11 different Oblasts were reported as the Oblast of Origin for the majority of IDPs in the centres. The top 3 Oblasts of origin majorities were: Donetsk: (45), Kharkiv: (12) and Luhansk: (12).

KEY FIGURES



4,470 individuals hosted in collective centres



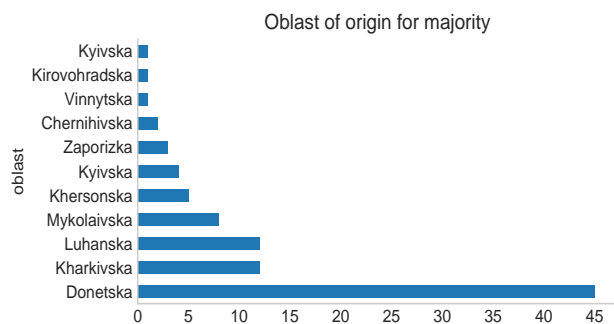
10,462 total hosting capacity



45% of collective centres are schools



84% of sites - majority of IDPs have no plan to transit to other locations



MOST URGENT NEEDS

The most urgent needs, as identified by site managers were:

1. Beds mattresses and blankets
2. Ovens and refridgerators
3. Site repairs
4. Shower and toilet renovation
5. Food items

VULNERABILITIES



43% of sites reported the presence of at least one vulnerable group in their site. Unaccompanied elderly persons were present in 32% of sites. People with disabilities were present in 23% of sites. Persons with chronic diseases were present in 21% of sites.

SITE MANAGEMENT



94% of sites are managed by government, 3% by private individuals and the remainder by local NGOs. 66% of sites have staff present 24 hours per day, with 18% only during the day. 97% sites have registration on arrival and 35% have an allocation plan in place.

SITE ENVIRONMENT



81% of sites are not fully accessible for persons with mobility issues, with a lack of ramps as the most cited concern. 45% of sites do not have a fire-safety system in place with 23% showing visible hazards. The most common hazards are electrical (42%) and fire (14%). 23% of sites have visible damage to the infrastructure. 4% of the sites are overcrowded. 29% of sites are without privacy areas and 80% are without locable storage spaces for belongings.

SHELTER AND NFI



68% of sites do not have enough mattresses, with approximately a further 4,393 mattresses required. 81% do not have enough bedding and blankets. Bed linen, beds and mattresses were the most requested NFI items.

HEALTH

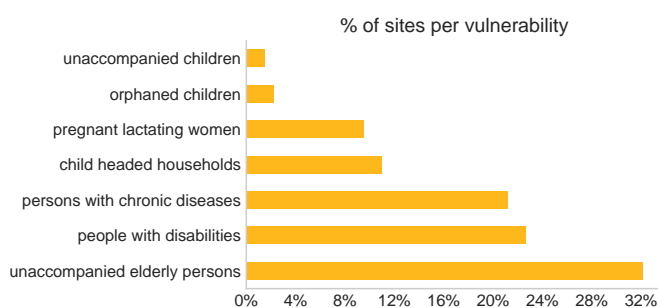


94% of sites have an active health referral system in place. 54% have health worker visits on a regular basis. 67% of sites have basic medicines available on-site, however 54% still require additional medicines.

WASH



Only 5% of sites meet or exceed the standard of 20 persons per toilet. 32% of sites do not have showers. 93% of sites do not have toilets equipped for people with physical disabilities and 95% of showers. Tap water is the most common source of drinking water (62%), followed by people bringing their own (32%). 27% of sites are not connected to the public sewage network. Hygiene kits have been distributed in 58% of sites. The most requested hygiene items are personal cleaning products (79%). Only 25% of sites have sufficient washing machines.



FOOD PROVISION



Government provision of food is occurring in 55% of sites. 29% of sites do not contain a kitchen while 29% do not contain a communal eating area. Infant formula is not available in 57% of sites.

For more information on the assessment please contact
Veronica Costarelli at vcostarelli@iom.int