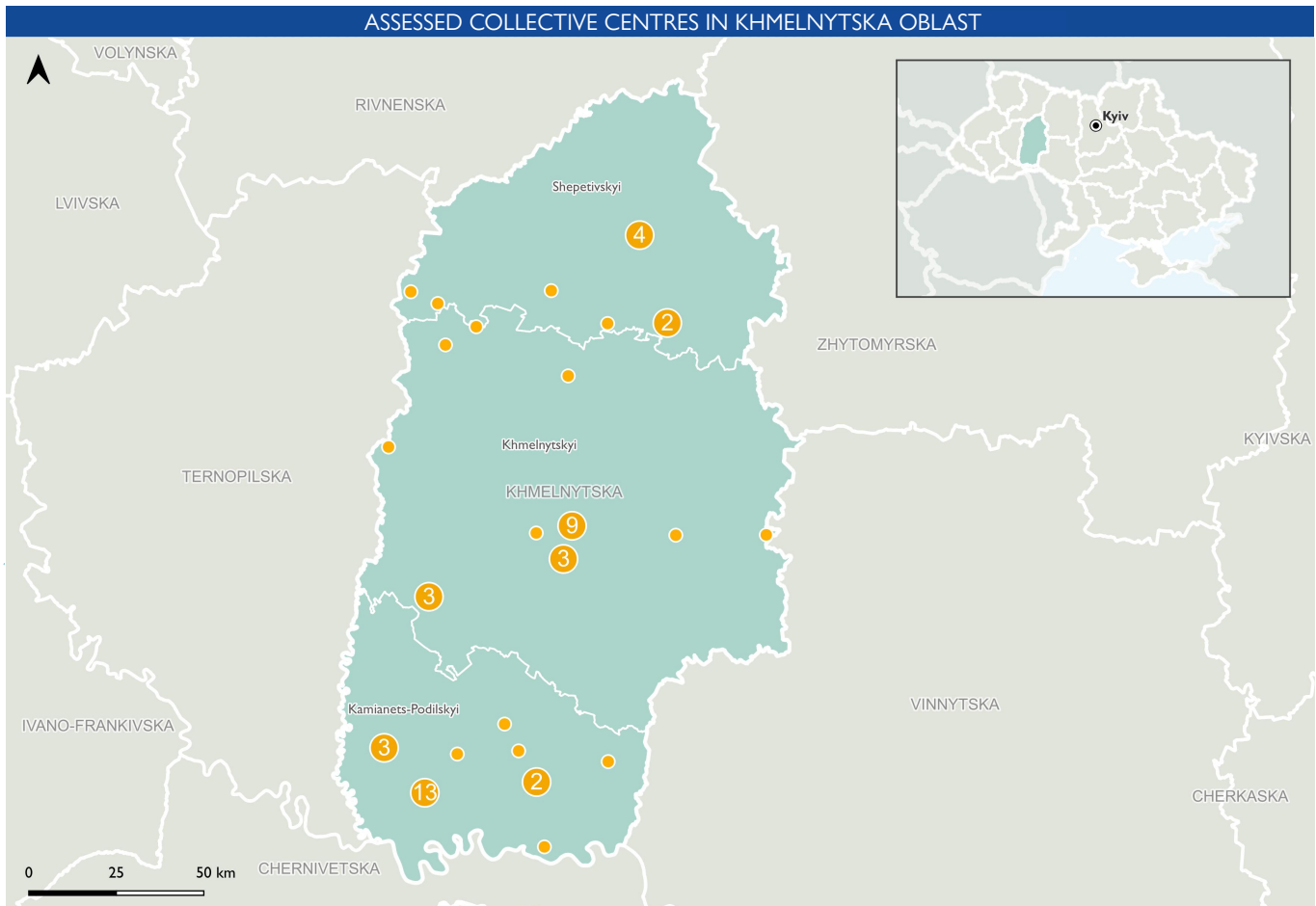


KHMELNYTSKA OBLAST COLLECTIVE CENTRE ASSESSMENT

Summary of IOM's CCCM Collective Centre Assessment, as of 24th October 2022



OVERVIEW

Between 26 September 2022 to 14 October 2022, IOM CCCM teams, in collaboration with Oblast authorities and local civil society organizations, conducted a CCCM Collective Centre assessment across all Khmelnytska Oblast. Data was collected at the site-level at the request of the Khmelnytska Oblast administrations and implemented through key-informant interviews with site managers/focal points as well as conducting observational assessments. All figures and narrative in this factsheet cover collective centres which are hosting (and are capable of hosting) 30 people or more and are indicative of the situation in the sites at the time of collection.

COLLECTIVE CENTRE TYPES

A total of 51 sites were hosting IDPs at the time of assessment, with 4 centres empty but ready to host. 51% of collective centres assessed were dormitories, 13% were schools, 13% were health facilities, with the remaining 23% a mix of different types. 7 different Oblasts were reported as the Oblast of Origin for the majority of IDPs in the centres. The top 3 Oblasts of origin majorities were: Donetsk: (34), Kharkivska: (7) and Luhanska: (6).

KEY FIGURES



2,565 individuals hosted in collective centres



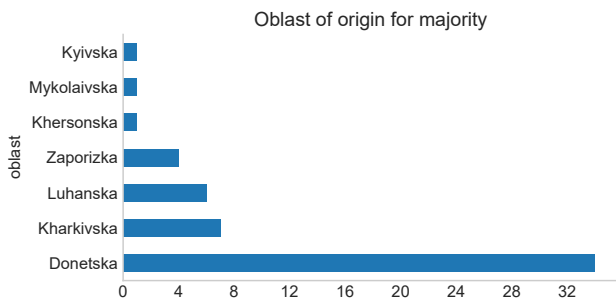
4,608 total hosting capacity



51% of collective centres are dormitories



98% of sites - majority of IDPs have no plan to transit to other locations



MOST URGENT NEEDS

The most urgent needs, as identified by site managers were:

1. Site repairs
2. Shower and toilet renovation
3. Ovens and refrigerators
4. Beds mattresses and blankets
5. Generators

VULNERABILITIES



88% of sites reported the presence of at least one vulnerable group in their site. People with disabilities were present in 34% of sites. Persons with chronic diseases were present in 30% of sites. Unaccompanied elderly persons were present in 26% of sites.

SITE MANAGEMENT



85% of sites are managed by government, 11% by private individuals and the remainder by religious or local NGOs. 89% of sites have staff present 24 hours per day, with 2% only during the day. 100% sites have registration on arrival and 20% have an allocation plan in place.

SITE ENVIRONMENT



73% of sites are not fully accessible for persons with mobility issues, with a lack of required infrastructure as the most cited concern. 16% of sites do not have a fire-safety system in place with 36% showing visible hazards. The most common hazards are electrical (71%) and fire (7%). 36% of sites have visible damage to the infrastructure. 16% of the sites are overcrowded. 20% of sites are without privacy areas and 57% are without locable storage spaces for belongings.

SHELTER AND NFI



67% of sites do not have enough mattresses, with approximately a further 2,221 mattresses required. 85% do not have enough bedding and blankets. Bed linen, beds and mattresses were the most requested NFI items.

HEALTH

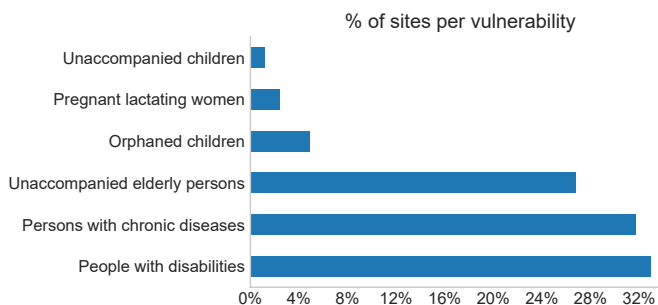


100% of sites have an active health referral system in place. 65% have health worker visits on a regular basis. 89% of sites have basic medicines available on-site, however 89% still require additional medicines.

WASH



Only 4% of sites meet or exceed the standard of 20 persons per toilet. 7% of sites do not have showers. 87% of sites do not have toilets equipped for people with physical disabilities and 87% of showers. Tap water is the most common source of drinking water (95%), followed by people bringing their own (45%). 28% of sites are not connected to the public sewage network. Hygiene kits have been distributed in 80% of sites. The most requested hygiene items are personal cleaning products (91%). Only 17% of sites have sufficient washing machines.



FOOD PROVISION



Government provision of food is occurring in 71% of sites. 13% of sites do not contain a kitchen while 44% do not contain a communal eating area. Infant formula is not available in 71% of sites.

For more information on the assessment please contact
Veronica Costarelli at vcostarelli@iom.int