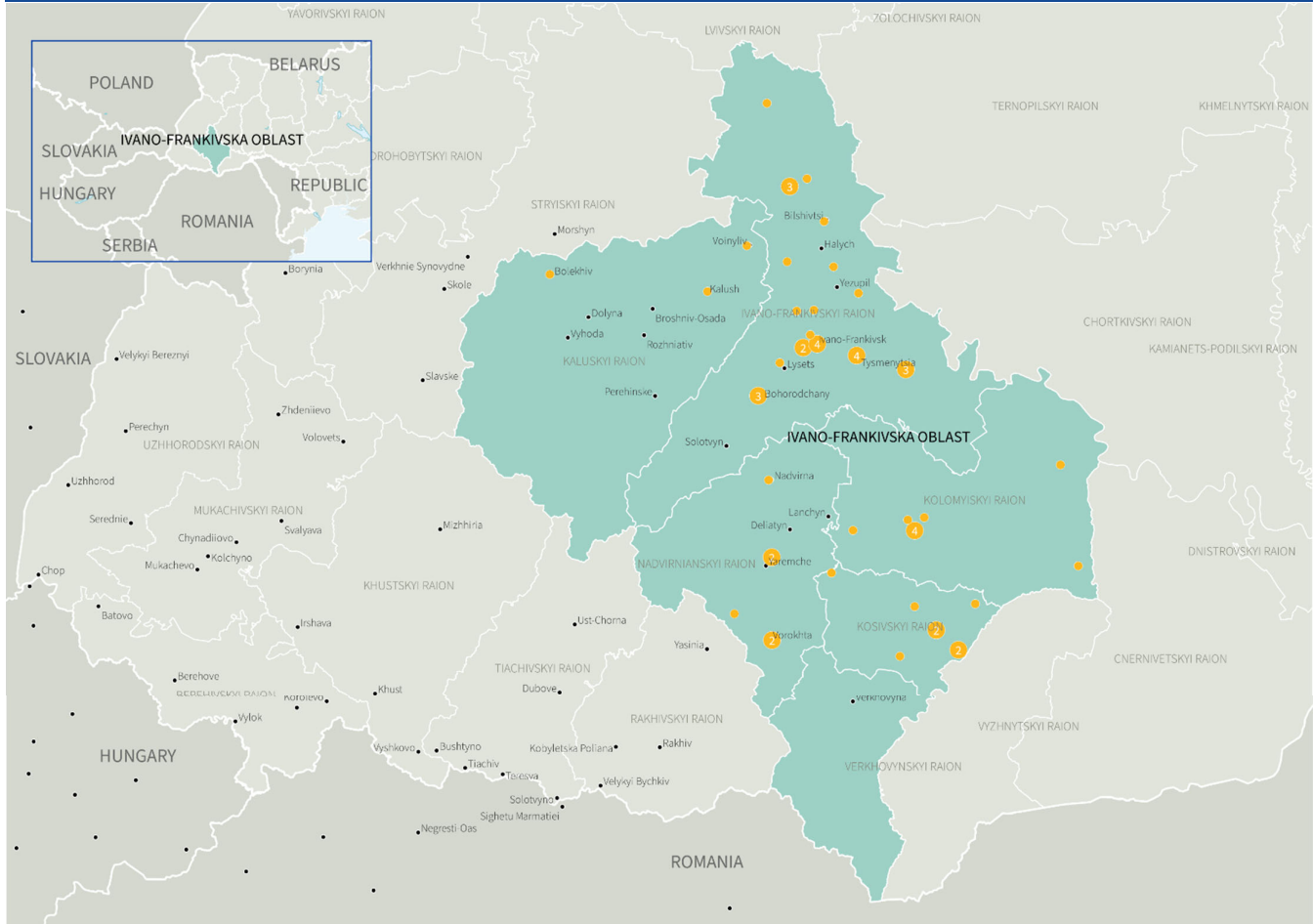


IVANO-FRANKIVSK OBLAST COLLECTIVE CENTRE ASSESSMENT

Summary of IOM's CCCM Collective Centre Assessment, as of 14th June 2022

ASSESSED COLLECTIVE CENTRES IN IVANO-FRANKIVSK OBLAST



OVERVIEW

Between 2-10 June 2022, IOM CCCM teams, in collaboration with Oblast authorities and local civil society organisations, conducted a CCCM Collective Centre assessment across all Ivano-Frankivsk Oblast. Data was collected at the site-level at the request of the Ivano-Frankivsk Oblast administration and implemented in-person through trained enumerators from civil society organisations using key-informant interviews with site managers/focal points as well as conducting observational surveys. All figures and narrative in this present factsheet cover only collective centres hosting 30 people or more and are only indicative of the situation in the sites at the time of collection.

COLLECTIVE CENTRE TYPES

A total of 55 sites were hosting IDPs at the time of assessment, with 6 Centres empty but ready to host. 49% of collective centres assessed were schools, 16% dormitories, with the remainder a mix of health facilities, leisure centres, hotels and churches. 10 different Oblasts were reported as the Oblast of Origin for the majority of IDPs in the centres. The top 4 Oblasts of origin majorities were: Donetsk (19 centres); Kharkivska (14); Mykolaivska (6); and Luhanska (4).

KEY FIGURES



2,956 individuals hosted in collective centres



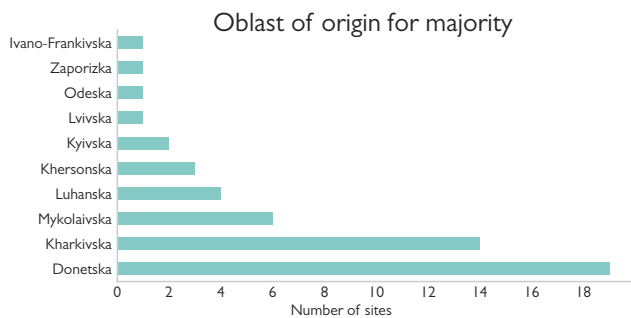
6,401 total hosting capacity



49% of collective centres are schools



71% of sites - majority of IDPs have no plan to transit to other locations



MOST URGENT NEEDS

The most urgent needs, as identified by the site managers were:

1. Kitchen Equipment (ovens, refrigerators)
2. Generators
3. WASH Repairs (showers, toilets)
4. Washing/drying Machines
5. Recreational activities

VULNERABILITIES



82% of sites reported the presence of at least one vulnerable group in their site. People with disabilities were present in 64% of sites. Persons with chronic illnesses were present in 31% of sites. Unaccompanied elderly persons were present in 29% of sites. Pregnant or lactating women were present in 22% of sites. Orphaned children or child-headed households were present in less than 3% of sites.

SITE MANAGEMENT



82% of sites are managed by government, 7% by International NGOs and the remainder by private individuals, religious or other entities. 91% of sites have staff present 24 hours per day, with 7% only during the day. All sites have registration on arrival but only 29% have an allocation plan in place.

SITE ENVIRONMENT



58% of sites are not fully accessible for persons with mobility issues, with a lack of ramps and elevators as the most cited concerns. 32% of sites do not have a fire-safety system in place with 55% showing visible hazards, primarily electrical. 30% of sites have visible damage to the infrastructure. 7% of the sites are overcrowded, all of which have space for either internally or externally for expansion. 33% of sites are without privacy areas and 33% are without locable storage spaces for belongings.

SHELTER AND NFI



22% of sites do not have enough mattresses, with approximately a further 524 mattresses required. 45% of do not have enough bedding and blankets. Home appliances such as refrigerators, irons and tableware were the most requested NFI items.

HEALTH



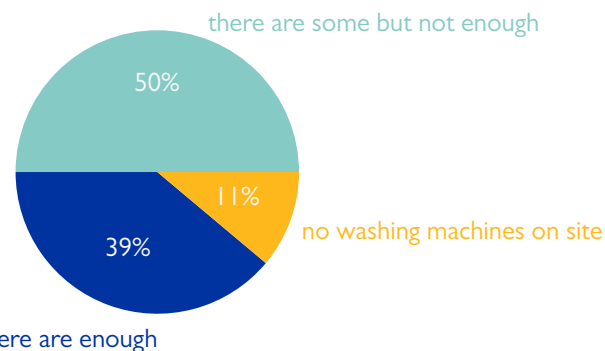
82% of sites have an active health referral system in place. 82% also health worker visits on a regular basis. 74% of sites have basic medicines available on-site, however 78% still require additional medicines.

WASH



Only 7% of sites exceed the standard of 20 persons per toilet. 10% of sites do not have showers.. 70% of sites do not hav toilets equipped for people with physical disabilities and 89% of showers. Tap water is the most common source of drinking water (55%), followed by provision of bottled water (47%). 32% of sites are not connected to the public sewage network. Hygiene kits have been distributed in 87% of sites, although 15% of sites report not having access to hygiene kits for women. The most requested hygiene items are laundry detergent and personal cleaning products. Only 39% of sites have sufficient washing machines.

Washing Machine Availability



FOOD PROVISION



Government provision of food is occurring in 70% of sites. 67% of sites contain a kitchen while 87% contain a communal eating area. Infant formula is not available in 25% of sites.

For more information on the assessment please contact
Veronica Costarelli at vcostarelli@iom.int